

GAMME 65

Porte d'entrée aluminium

Fiche Technique standard

Gamme 65 - GEDIMAT



Résumé fiche technique porte de entrée Gamme 65

Résumé et Considérations de Porte

Vue Détaillée

BOM

Section Composants

Types d'applications

Tierce et imposte

Modèles

Gamme 65 - Description et Caractéristiques



Dormant - 63 mm

Ouvrant Monobloc - 65mm

Isolation - polyuréthane injecté

Porte avec triple vitrage feuilleté

Seuil pour personne à mobilité réduite

Isolation Thermique Ud - $Ud \leq 1,33 \text{ W/m}^2.K$

Isolation Acoustique - **31 dB**

Performance A*E*V - **4 * 6A* C5**

Gamme 65 - Couleur Extérieur

RAL 7016 STR

Gamme 65 - Couleur Intérieur

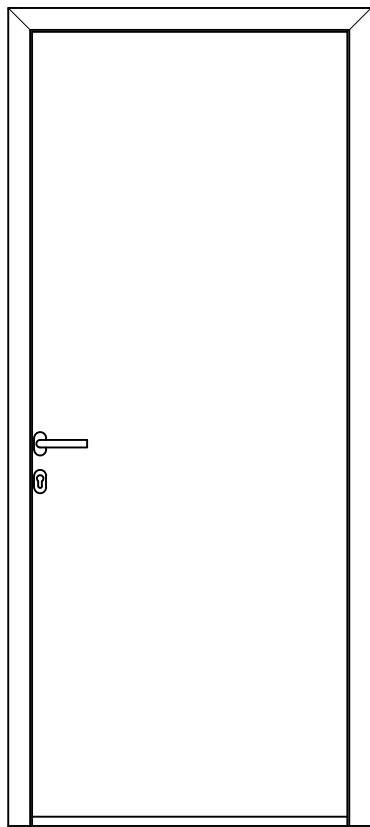
RAL 9016/70

Gamme 65 - Ouverture

OUVERTURE DROIT ET GAUCHE

CARACTÉRISTIQUES DES MODÈLES

GAMME	MODÈLES		DIMENSIONS STD	
	RÉFÉRENCE	DESIGN	HAUTEUR	LARGEUR
EUGÉNIE	GN35	Fraisage	2180	960
HUGO	X4	Vitrage Sablé	2180	960
MANON	EOD4	Alunos Superposé	2180	960
LARA	NZ1	Alunox Superposé	2180	960
ODISHA	EG2	Alunox Superposé + Vitrage Sablé	2180	960



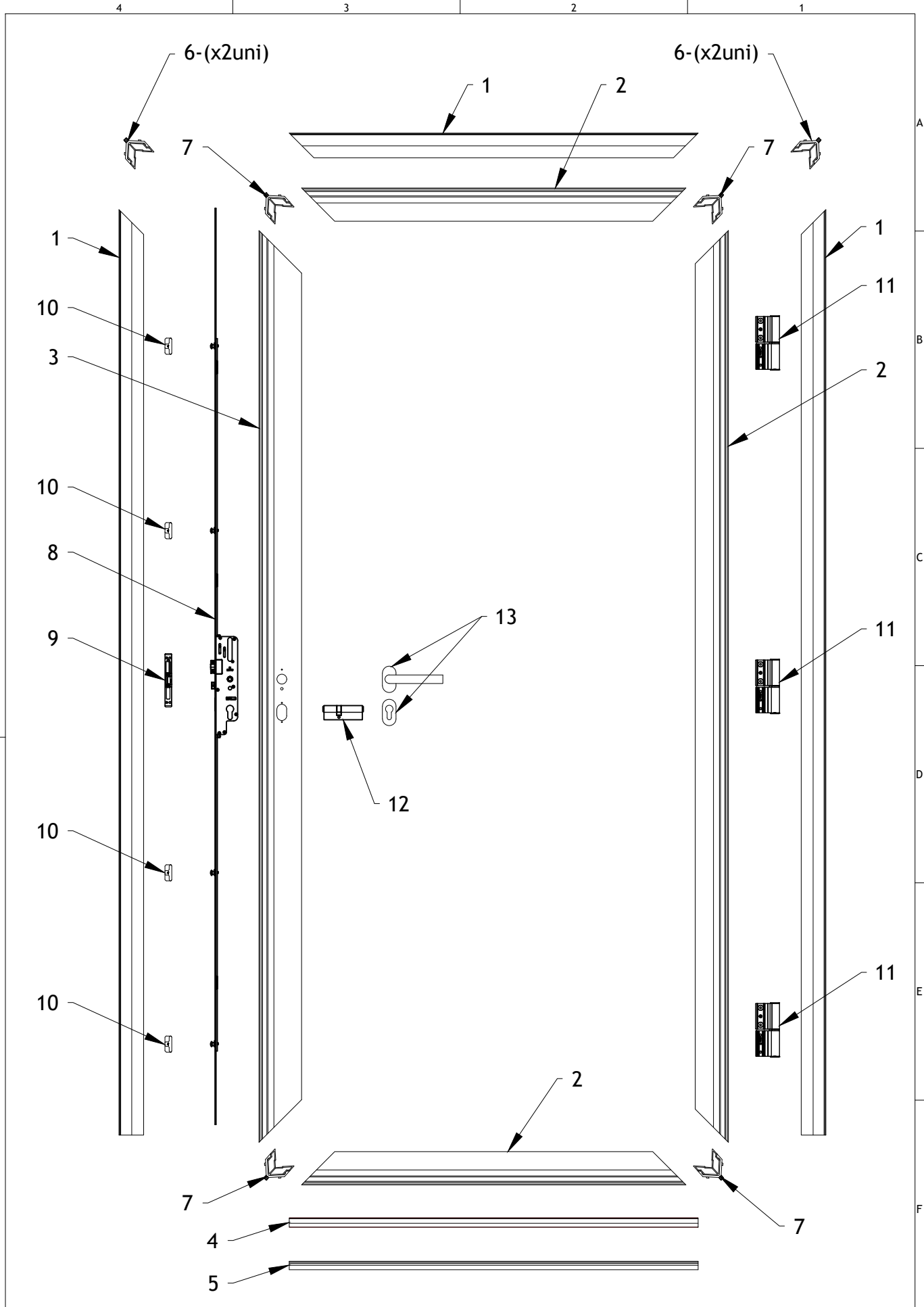
GAMME 65


Porte d'entrée aluminium

Vue Détaillée

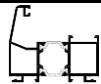
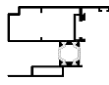
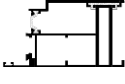

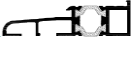



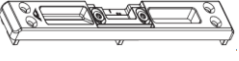
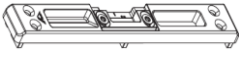
















GEDIMAT

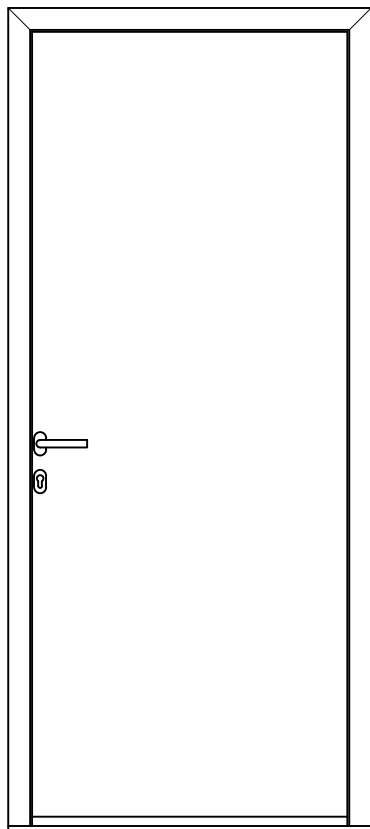




Desenho: Diogo G.	Data: 07/08/2023	Título: Gama 65		
Verificação:	Data:	Cliente: GEDIMAT	Gama: G65	
Aprovação:	Data:	Fase: Desenvolvimento	Conteúdo: Section Porta STD	
Escala: 1/2	Unidade: mm	Ficheiro: 3_G65_Explodida	Versão:	
Tol. Geral: ± 1	Conteúdo: Vue Détaillée		N° Projeto: 2023.01	
Formato: A4				

G65 - CONSTITUTION DE PORTE

COD.	ARTICLE	NOM	RÉFÉRENCE	QTD.
1		DORMANT	PM006	2H + 1L
2		OUVRANT	PM016	1H + 2L
3		OUVRANT RENFORCÉ	PM033	1H
4		REJET D'EAU	P0055	1L
5		SEUIL	PM023	1L
6		EQUERRE INTÉRIEUR ET EXTÉRIEUR DU DORMANT	A0390	4
7		EQUERRE EXTERIEUR DU OUVRANT	A0391	4
8		SERRURE 6 POINTS AUTOMATIQUE À ROULEAUX H620 FASTEO 4V 35/70	A0447	1
9		GÂCHE DE LA SERRURE DROIT (ROTOFER)	A0473	1
9		GÂCHE DE LA SERRURE GAUCHE (ROTOFER)	A0474	1
10		POINT D'ANCORAGE (ROTOFER)	A0450	4
11		PAUMELLES BIDIMENSIONELLES (VENICE BABY - FAPIM)	A0415	3
12		CYLINDRE 35/55 (3 clés)	A0499	1
13		POIGNÉE+ CACHE CYLINDRE	A0051	1
14		VIS DE FIXATION REJET D'EAU DIN 7982 A, INOX 3,5X13	A0350	3
15		VIS DE FIXATION SEUIL DIN 7982 A, INOX 3,5X13	A0350	4
16		VIS DE FIXATION SERRURE ET CACHE CYLINDRE DIN 7982 A. INOX 4,2X19	A0151	4 + 4 + 14
17		VIS DE FIXATION GÂCHE DE LA SERRURE DIN 7982 A. INOX 4,2X19	A0151	3
18		VIS DE FIXATION PHÉNOLIQUE DIN 7982 A. INOX 4,2X32	A0361	2
19		JOINT DU DORMANT	P0516	2H + 1L
20		JOINT DE L'OUVRANT	P0525	2H + 2L
21		JOINT REJET D'EAU	P0493	3L
22		PATTE DE FIXATION + "CLAMEAUX"	A0385	10
23		CACHE TROUS	A0446	10
24		PROFIL FINITION INTÉRIEUR 30mm	P0066	2H + 1L
25		PLAQUE PHÉNOLIQUE	F168	1H



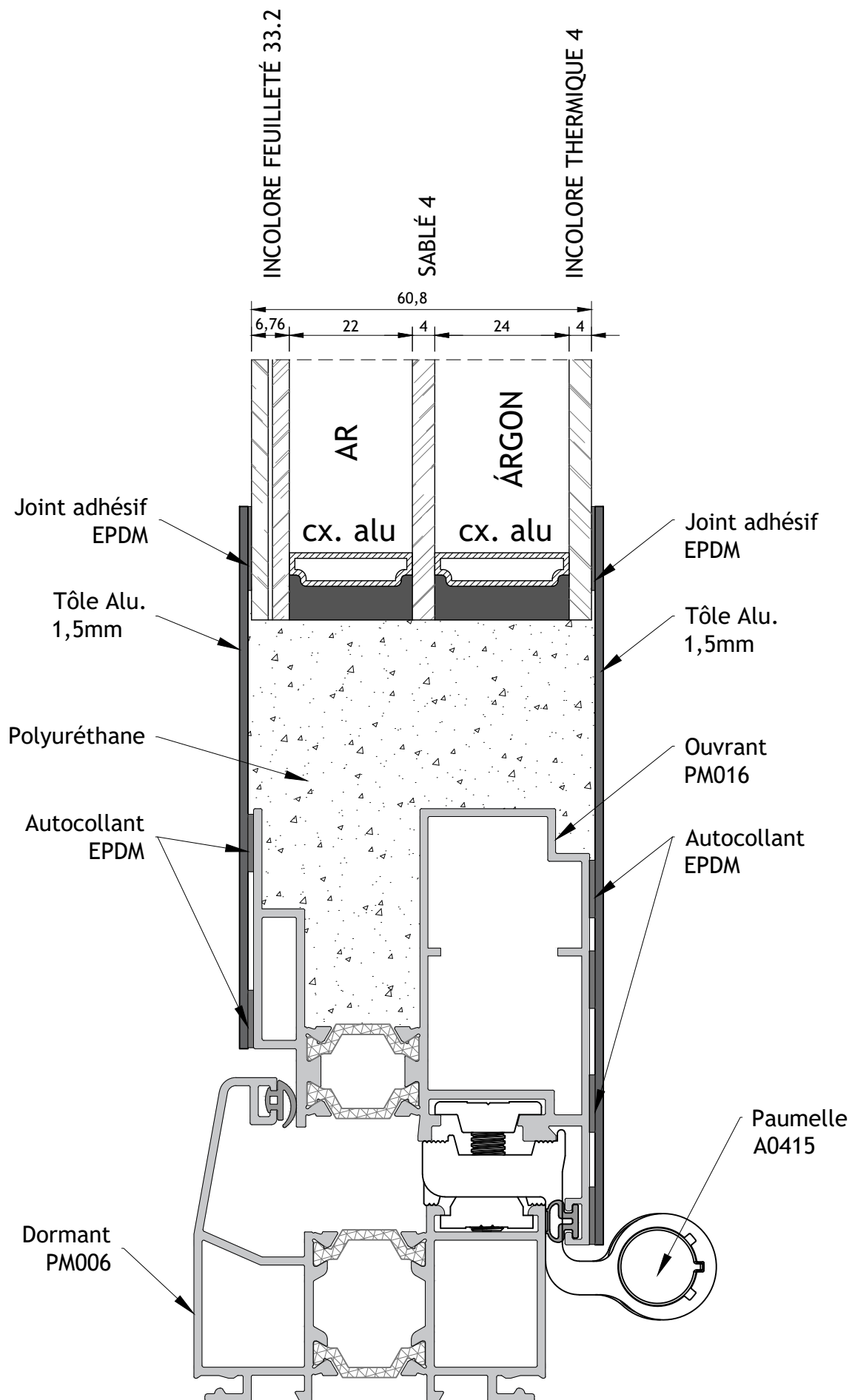
GAMME 65

Porte d'entrée aluminium

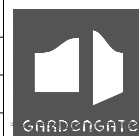
Section Composants

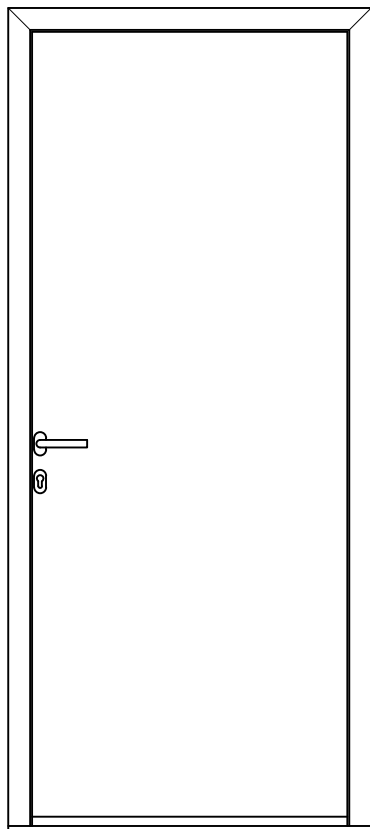
GEDIMAT





Desenho: Diogo G.	Data: 07/08/2023	Título: Gamme 65	
Verificação:	Data:	Cliente: GEDIMAT	Gama: G65
Aprovação:	Data:	Fase: Desenvolvimento	Conteúdo: Section vitrage
Escala: 1/1	Unidade: mm	Ficheiro: 5_G65_Componentes_Espessuras	Versão:
Tol. Geral: ± 0,5		Conteúdo: Section Vitrage	
Formato: A4		N° Projeto: 2023.01	





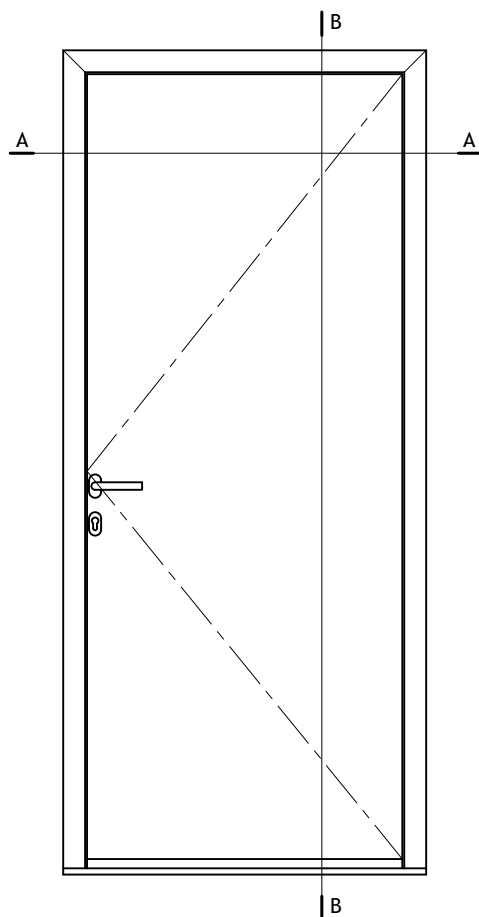
GAMME 65

Porte d'entrée aluminium

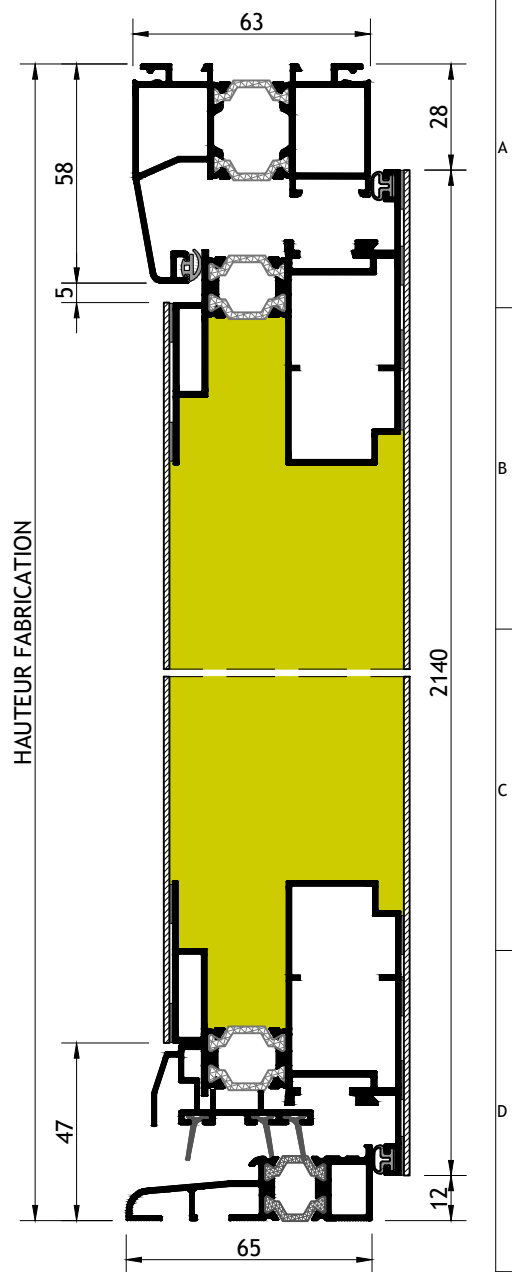
Types d'applications

GEDIMAT

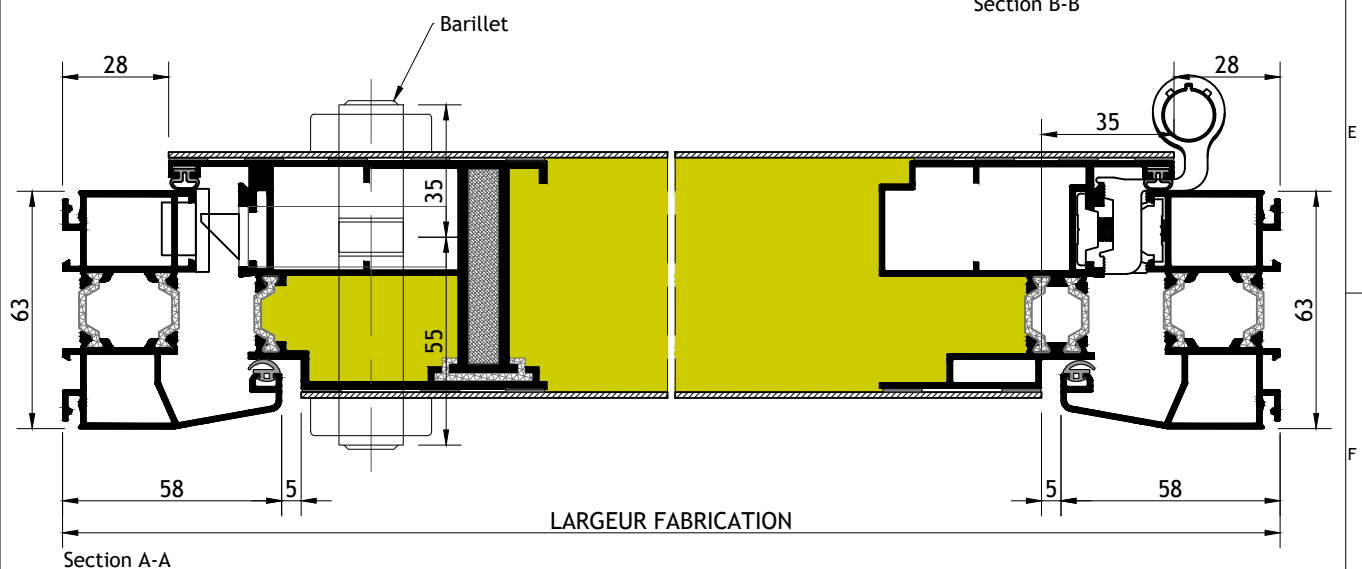




Vue Extérieur

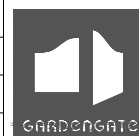


Section B-B




Section A-A

Desenho: Diogo G.	Data: 07/08/2023	Título: Gamme 65	
Verificação:	Data:	Cliente: GEDIMAT	Gama: G65
Aprovação:	Data:	Fase: Desenvolvimento	Conteúdo: Section Porta STD
Escala: 1/2	Unidade: mm	Ficheiro: 6_G65_Seccoes_Porte	Versão:
Tol. Geral: ± 1		Conteúdo: Section	
Formato: A4		Nº Projeto: 2023.01	



Nº Projeto:
2023.01



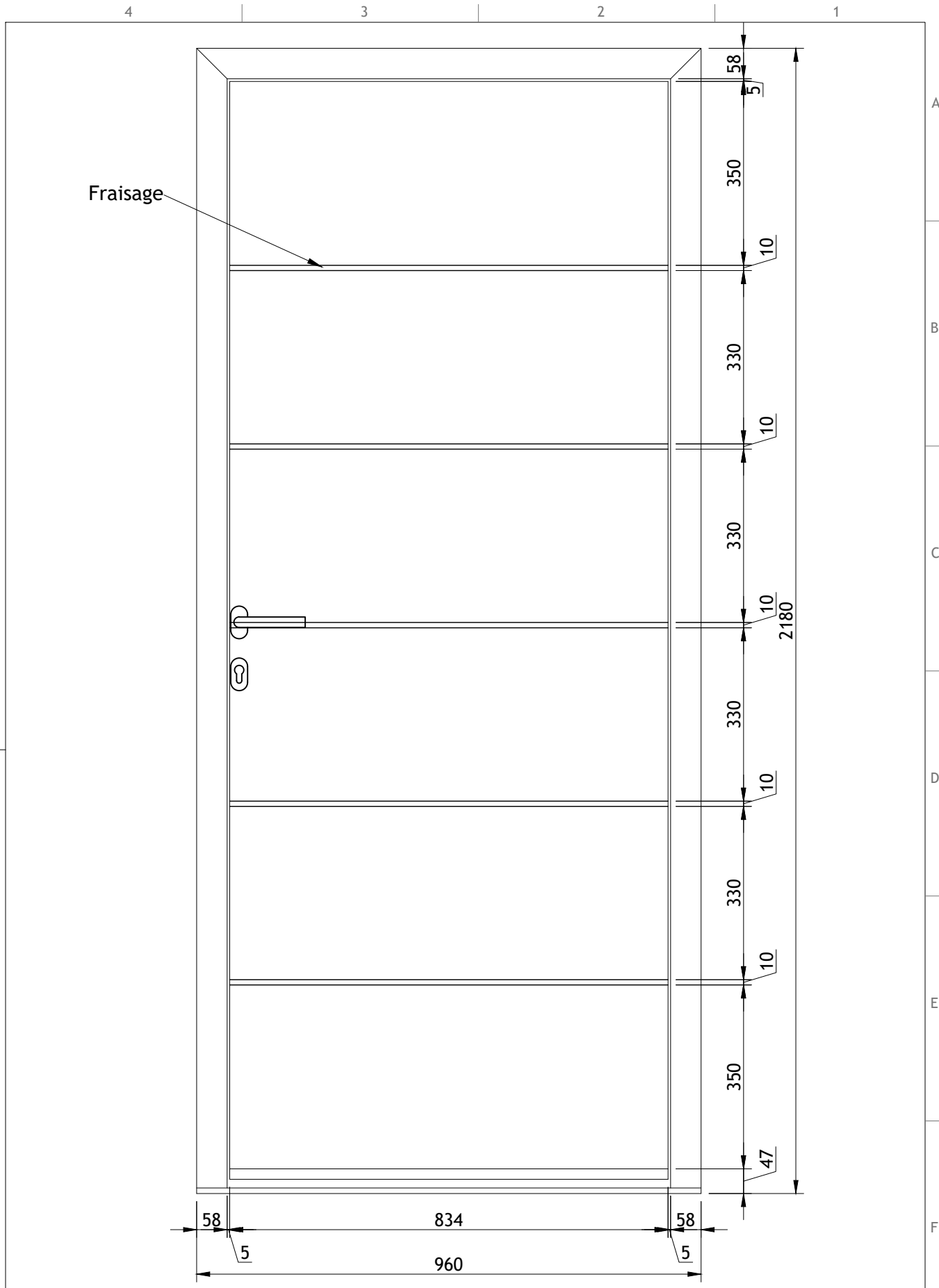
GAMME 65


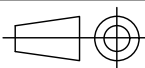
Porte d'entrée

Modèles de porte d'entrée

GEDIMAT





		Dim. STD 2180x960		
Desenho: Diogo G.	Data: 23/11/2023	Título: Modelos Classic		 GARDENGATE
Verificação:	Data:	Cliente: GEDIMAT	Gama: G65	
Aprovação:	Data:	Fase: Desenvolvimento	Modelo: GN35	
Escala: 1/10	Unidade: mm	Ficheiro: 7_G65_Modelos	Versão: 1.1.0	
Tol. Geral: ± 0,5			Vue extérieur - EUGÉNIE	
Formato: A4				