

# GAMME 65

Porte d'entrée aluminium

## Fiche Technique standard

---

Gamme 65 - GEDIMAT



## **Résumé fiche technique porte de entrée Gamme 65**

---

Résumé et Considérations de Porte

Vue Détaillée

BOM

Section Composants

Types d'applications

Tierce et imposte

Modèles

## Gamme 65 - Description et Caracteristiques



Dormant - 63 mm

Ouvrant Monobloc - 65mm

Isolation - polyuréthane injecté

Porte avec triple vitrage feuilleté

Seuil pour personne à mobilité réduite

Isolation Thermique Ud -  $U_d \leq 1,33 \text{ W/m}^2.K$

Isolation Acoustique - **31 dB**

Performance A\*E\*V - **4 \* 6A\* C5**

## Gamme 65 - Couleur Extérieur

RAL 7016 STR

## Gamme 65 - Couleur Intérieur

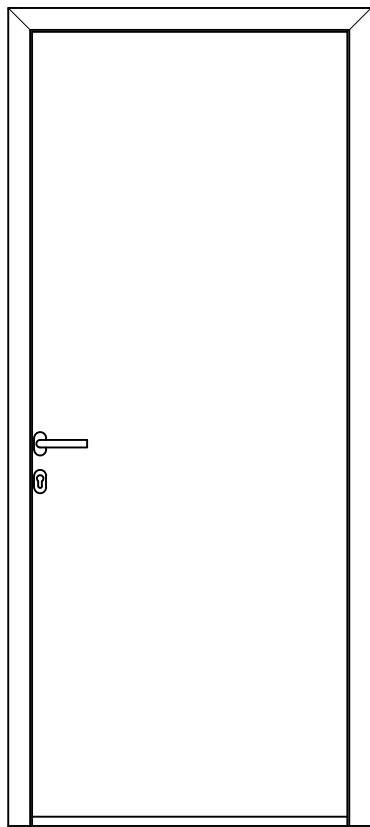
RAL 9016/70

## Gamme 65 - Ouverture

OUVERTURE DROIT ET GAUCHE

**CARACTÉRISTIQUES DES MODÈLES**

| GAMME   | MODÈLES   |                                  | DIMENSIONS STD |         |
|---------|-----------|----------------------------------|----------------|---------|
|         | RÉFÉRENCE | DESIGN                           | HAUTEUR        | LARGEUR |
| EUGÉNIE | GN35      | Fraisage                         | 2180           | 960     |
| HUGO    | X4        | Vitrage Sablé                    | 2180           | 960     |
| MANON   | EOD4      | Alunos Superposé                 | 2180           | 960     |
| LARA    | NZ1       | Alunox Superposé                 | 2180           | 960     |
| ODISHA  | EG2       | Alunox Superposé + Vitrage Sablé | 2180           | 960     |



## GAMME 65

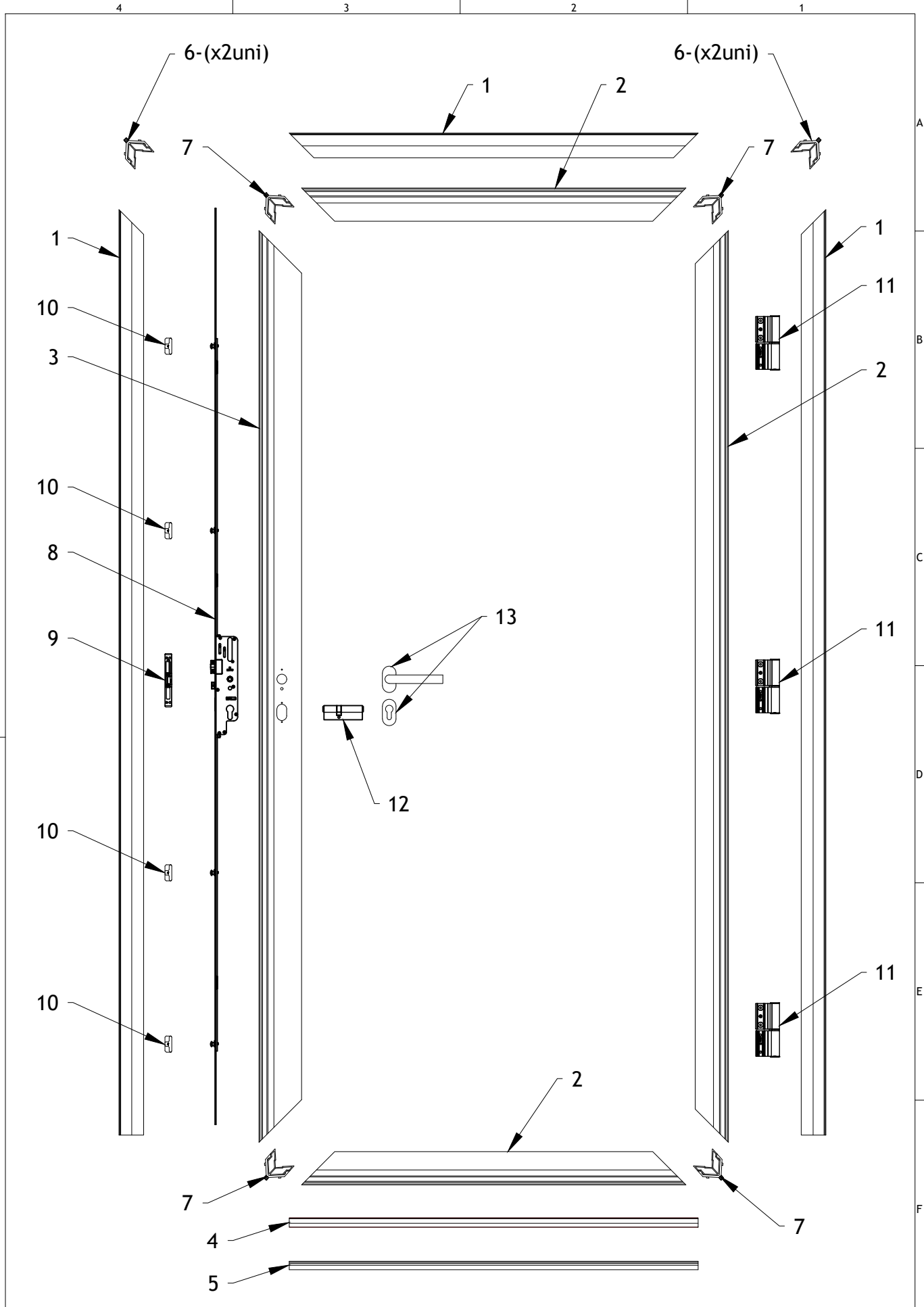
Porte d'entrée aluminium


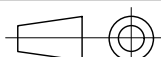
Vue Détaillée

---

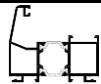
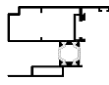
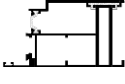

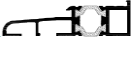



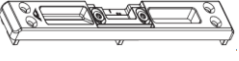
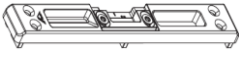
















GEDIMAT

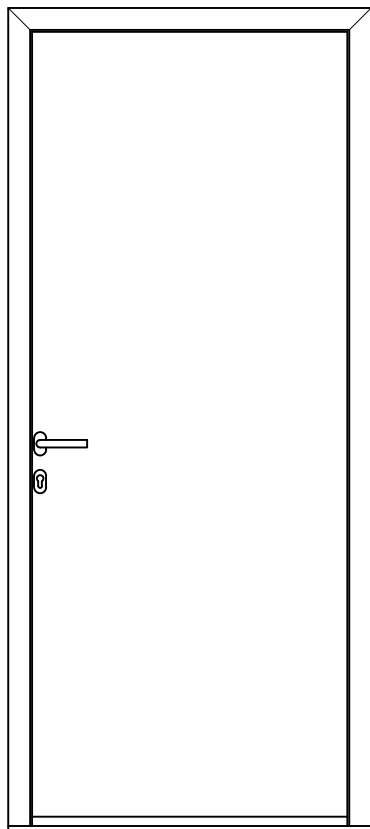




|                          |   |                                  |                                    |  |
|--------------------------|---|----------------------------------|------------------------------------|--|
| Desenho: <b>Diogo G.</b> | Data: <b>07/08/2023</b>   | Título: <b>Gama 65</b>           |                                    | <br><b>GARDENGATE</b> |
| Verificação:             | Data:   | Cliente: <b>GEDIMAT</b>          | Gama: <b>G65</b>                   |  |
| Aprovação:               | Data:   | Fase: <b>Desenvolvimento</b>     | Conteúdo: <b>Section Porta STD</b> |  |
| Escala: <b>1/2</b>       | Unidade: <b>mm</b>  | Ficheiro: <b>3_G65_Explodida</b> | Versão:                            |  |
| Tol. Geral: <b>± 1</b>   |  |                                  | Nº Projeto:                        |  |
| Formato: <b>A4</b>       |   |                                  | <b>Vue Détaillée</b>               |  |

**G65 - CONSTITUTION DE PORTE**

| COD. | ARTICLE   | NOM  | RÉFÉRENCE | QTD.       |
|------|---|--|-----------|------------|
| 1    |    | DORMANT  | PM006     | 2H + 1L    |
| 2    |    | OUVRANT  | PM016     | 1H + 2L    |
| 3    |    | OUVRANT RENFORCÉ   | PM033     | 1H         |
| 4    |    | REJET D'EAU  | P0055     | 1L         |
| 5    |    | SEUIL  | PM023     | 1L         |
| 6    |    | EQUERRE INTÉRIEUR ET EXTÉRIEUR DU DORMANT                            | A0390     | 4          |
| 7    |    | EQUERRE EXTERIEUR DU OUVRANT   | A0391     | 4          |
| 8    |    | SERRURE 6 POINTS AUTOMATIQUE À ROULEAUX H620 FASTEO 4V 35/70         | A0447     | 1          |
| 9    |    | GÂCHE DE LA SERRURE DROIT (ROTOFER)                                  | A0473     | 1          |
| 9    |   | GÂCHE DE LA SERRURE GAUCHE (ROTOFER)                                 | A0474     | 1          |
| 10   |  | POINT D'ANCORAGE (ROTOFER)   | A0450     | 4          |
| 11   |  | PAUMELLES BIDIMENSIONNELLES (VENICE BABY - FAPIM)                    | A0415     | 3          |
| 12   |  | CYLINDRE 35/55 (3 clés)  | A0499     | 1          |
| 13   |  | POIGNÉE+ CACHE CYLINDRE  | A0051     | 1          |
| 14   |  | VIS DE FIXATION REJET D'EAU<br>DIN 7982 A, INOX 3,5X13               | A0350     | 3          |
| 15   |  | VIS DE FIXATION SEUIL<br>DIN 7982 A, INOX 3,5X13                     | A0350     | 4          |
| 16   |  | VIS DE FIXATION SERRURE ET CACHE CYLINDRE<br>DIN 7982 A. INOX 4,2X19 | A0151     | 4 + 4 + 14 |
| 17   |  | VIS DE FIXATION GÂCHE DE LA SERRURE<br>DIN 7982 A. INOX 4,2X19       | A0151     | 3          |
| 18   |  | VIS DE FIXATION PHÉNOLIQUE<br>DIN 7982 A. INOX 4,2X32                | A0361     | 2          |
| 19   |  | JOINT DU DORMANT   | P0516     | 2H + 1L    |
| 20   |  | JOINT DE L'OUVRANT   | P0525     | 2H + 2L    |
| 21   |  | JOINT REJET D'EAU  | P0493     | 3L         |
| 22   |  | PATTE DE FIXATION + "CLAMEAUX"                                       | A0385     | 10         |
| 23   |  | CACHE TROUS  | A0446     | 10         |
| 24   |  | PROFIL FINITION INTÉRIEUR 30mm                                       | P0066     | 2H + 1L    |
| 25   |  | PLAQUE PHÉNOLIQUE  | F168      | 1H         |



## GAMME 65

Porte d'entrée aluminium

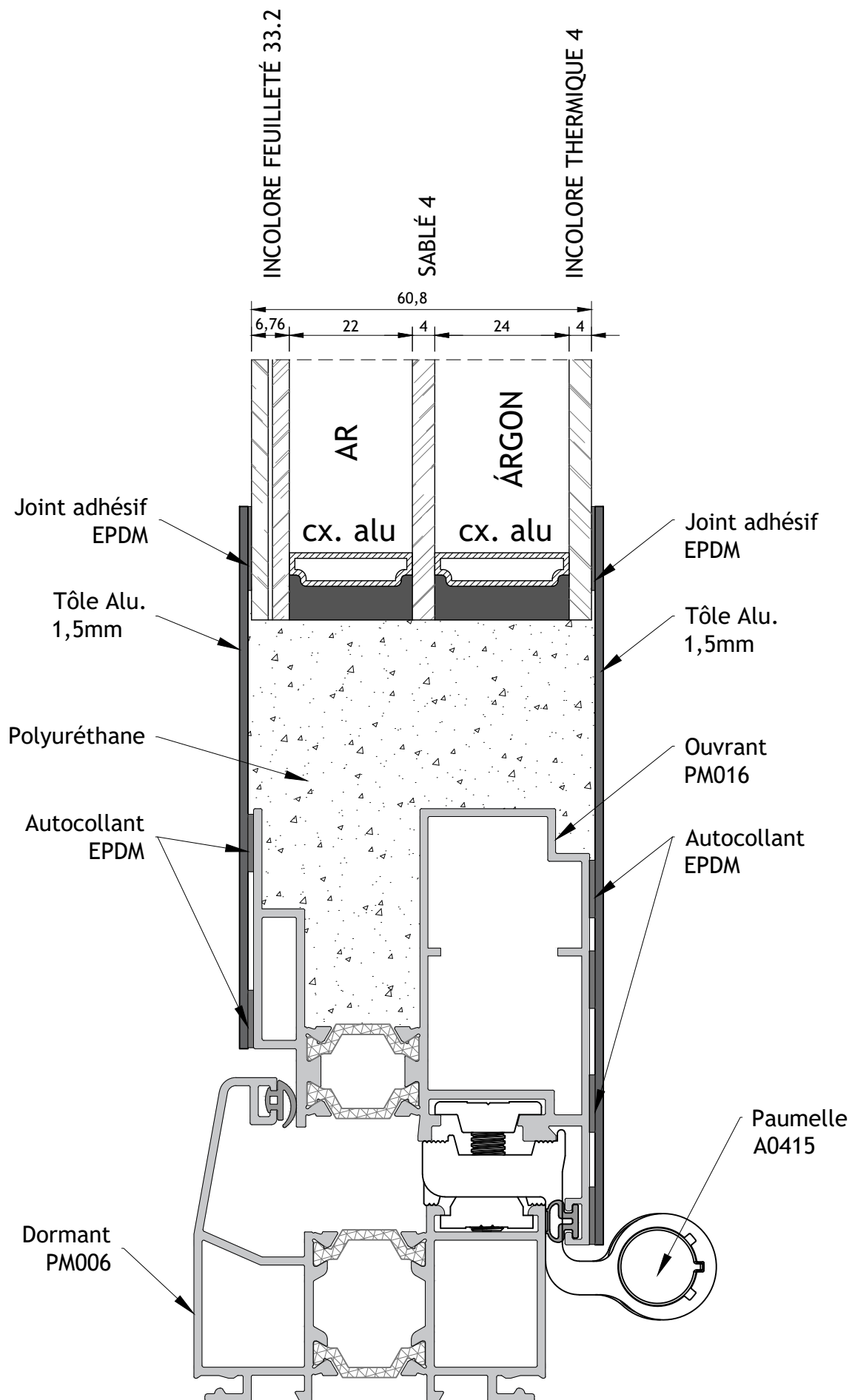
### Section Composants

---


GEDIMAT

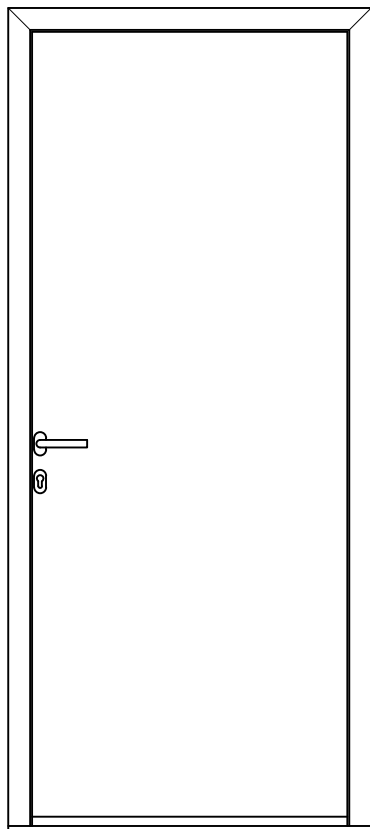






|                          |                         |   |                                  |
|--------------------------|-------------------------|---|----------------------------------|
| Desenho: <b>Diogo G.</b> | Data: <b>07/08/2023</b> | Título: <b>Gamme 65</b>                       |                                  |
| Verificação:             | Data:                   | Cliente: <b>GEDIMAT</b>                       | Gama: <b>G65</b>                 |
| Aprovação:               | Data:                   | Fase: <b>Desenvolvimento</b>                  | Conteúdo: <b>Section vitrage</b> |
| Escala: <b>1/1</b>       | Unidade: <b>mm</b>      | Ficheiro: <b>5_G65_Componentes_Espessuras</b> | Versão:                          |
| Tol. Geral: <b>± 0,5</b> |                         | Conteúdo: <b>Section Vitrage</b>              |                                  |
| Formato: <b>A4</b>       |                         | Nº Projeto: <b>2023.01</b>                    |                                  |





## GAMME 65

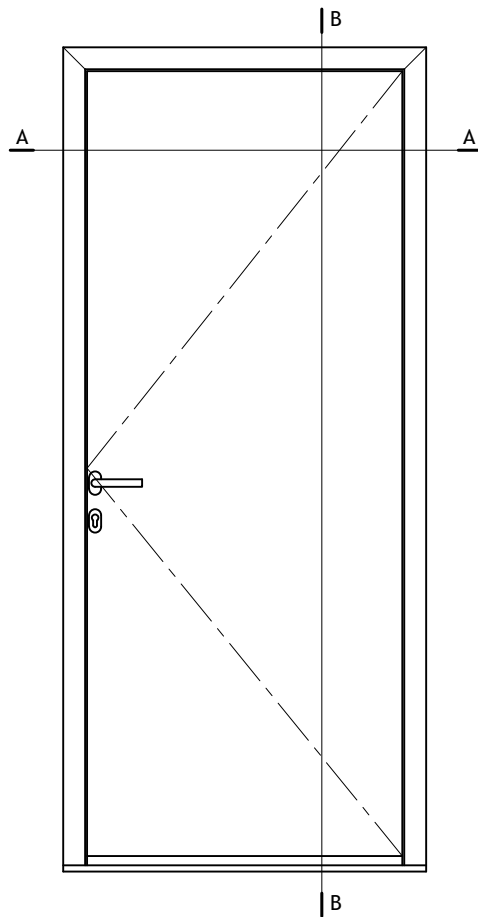
Porte d'entrée aluminium

### Types d'applications

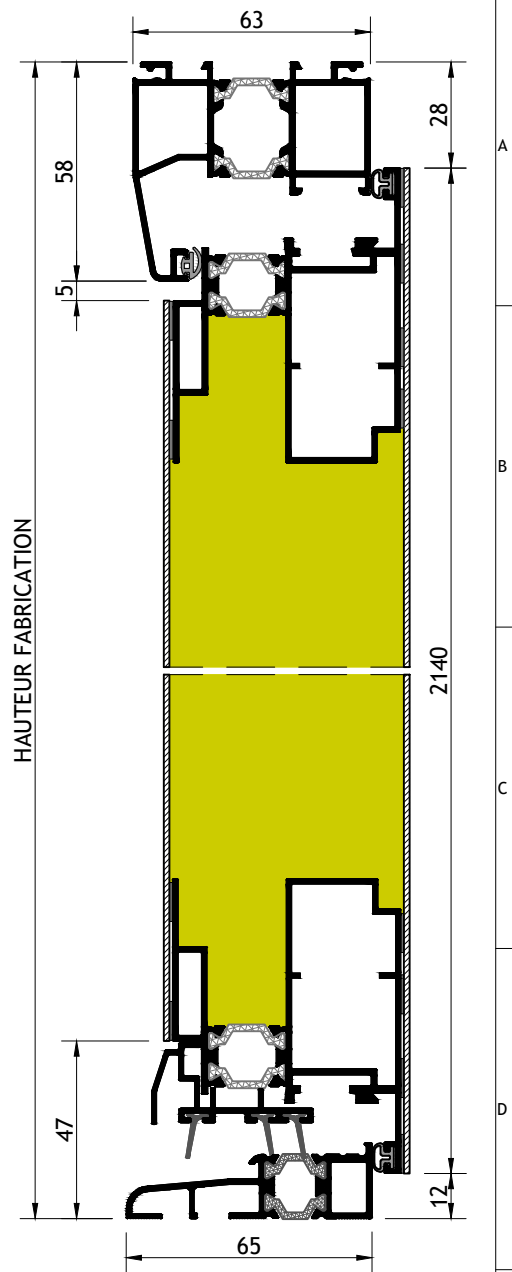
---

GEDIMAT

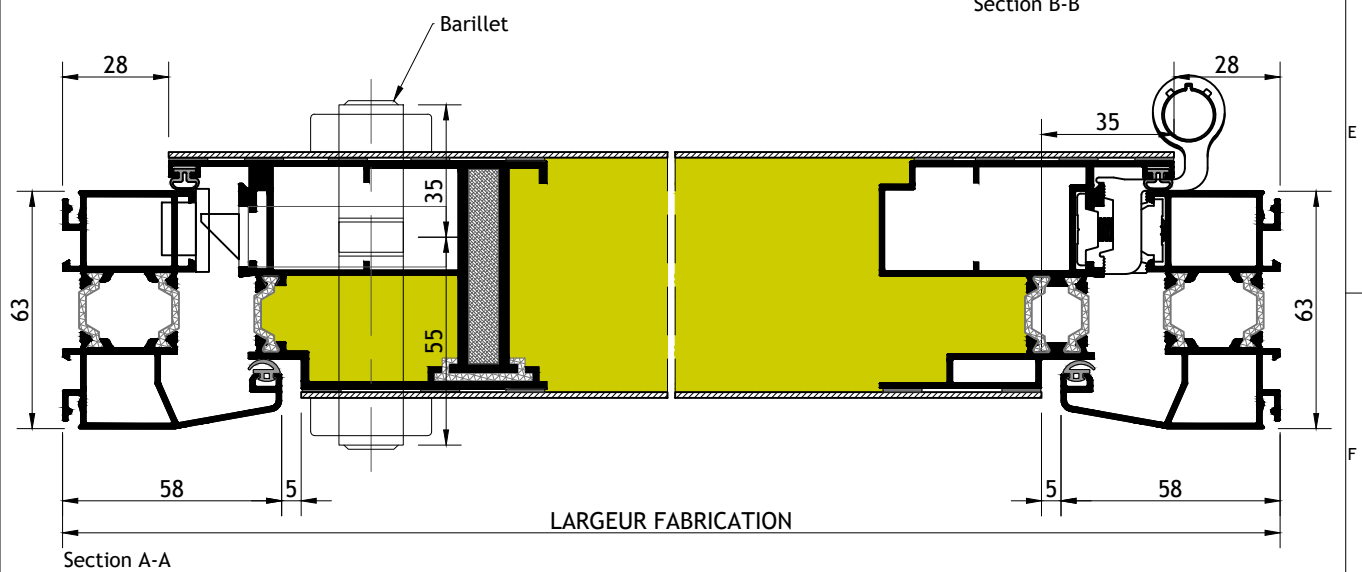




Vue Extérieur



Section B-B




Section A-A

LARGEUR FABRICATION

|                          |                         |                                      |                                    |
|--------------------------|-------------------------|--------------------------------------|------------------------------------|
| Desenho: <b>Diogo G.</b> | Data: <b>07/08/2023</b> | Título: <b>Gamme 65</b>              |                                    |
| Verificação:             | Data:                   | Cliente: <b>GEDIMAT</b>              | Gama: <b>G65</b>                   |
| Aprovação:               | Data:                   | Fase: <b>Desenvolvimento</b>         | Conteúdo: <b>Section Porta STD</b> |
| Escala: <b>1/2</b>       | Unidade: <b>mm</b>      | Ficheiro: <b>6_G65_Seccoes_Porte</b> | Versão:                            |
| Tol. Geral: <b>± 1</b>   |                         | Conteúdo: <b>Section</b>             |                                    |
| Formato: <b>A4</b>       |                         | Nº Projeto: <b>2023.01</b>           |                                    |





# GAMME 65

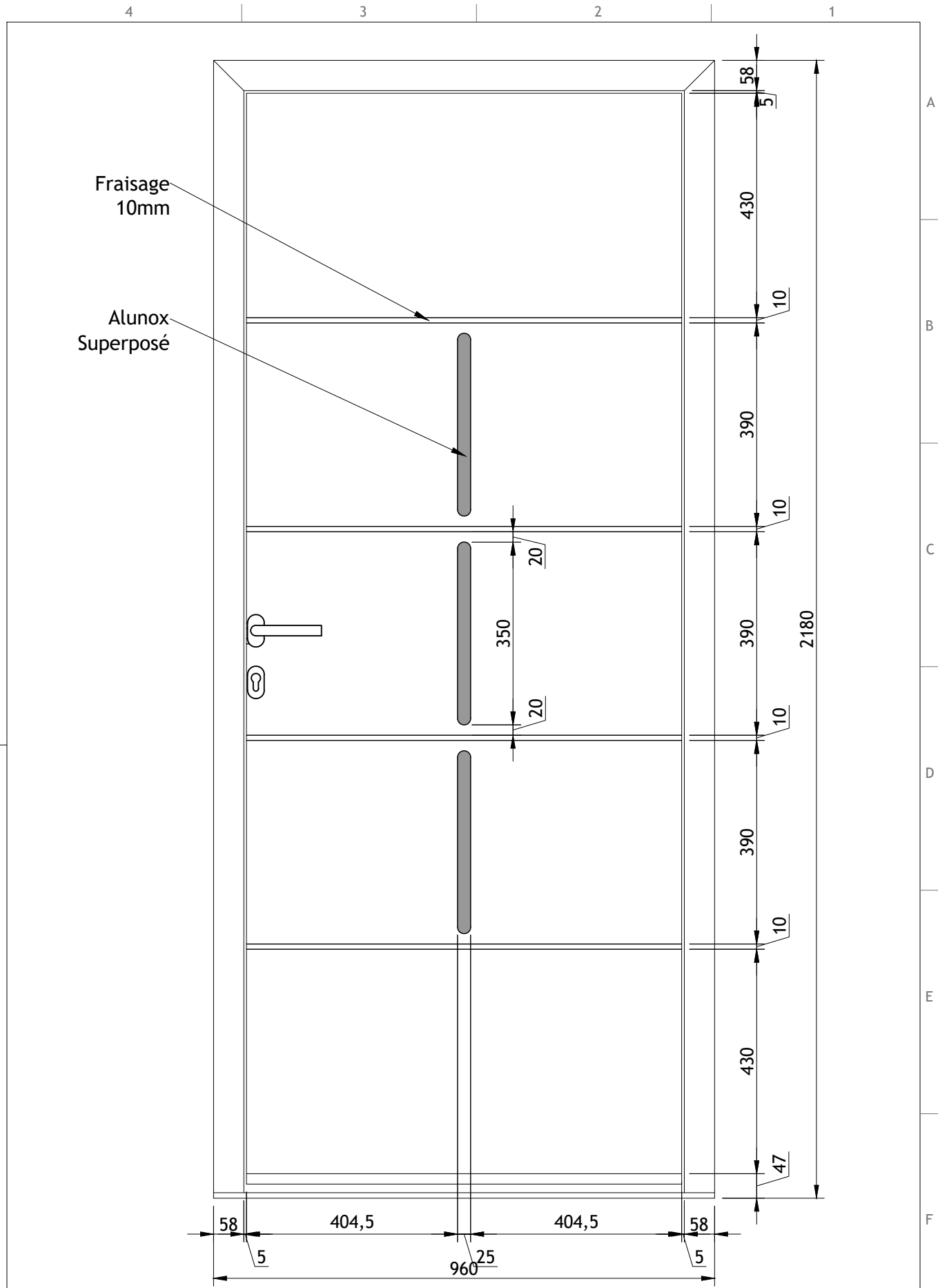
Porte d'entrée


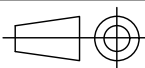
Modèles de porte d'entrée

---

GEDIMAT





|                          |   |                                       |               |   |
|--------------------------|---|---------------------------------------|---------------|---|
|                          |   | Dim. STD 2180x960                     |               |   |
| Desenho: <b>Diogo G.</b> | Data: 23/11/2023  | Título: Modelos Classic               |               | <br>GARDENGATE |
| Verificação:             | Data:   | Cliente: GEDIMAT                      | Gama: G65     |   |
| Aprovação:               | Data:   | Fase: Desenvolvimento                 | Modelo: NZ1   |   |
| Escala: 1/10             | Unidade: mm   | Ficheiro: 7_G65_Modelos               | Versão: 1.1.0 |   |
| Tol. Geral: ± 0,5        |   | Conteúdo: <b>Vue extérieur - LARA</b> |               |   |
| Formato: A4              |  |                                       |               | Nº Projeto: 2023.01   |