


Berlin

Valide à partir du / valid from
22.06.2023

	Unité de mesure measure	Diamètre / diameter	
		120	140
Dimensions de base basic size	mm	1200 x 1250	1400 x 1450
Rayon extérieur outside radius	mm	600	700
Hauteur de palier max. max. storey height	mm	2820	2820
H. de palier max. avec 1 kit hauteur max. storey height with 1 height extension	mm	3055	3055
H. de palier max. avec 2 kits haut. max. storey height with 2 height extensions	mm	3290	3290
Giron tread depth	mm	180	172
Hauteur de marche rise	mm	190-235	190-235
Largeur de passage free passage width	mm	500	600
Hauteur du garde-corps railing height	mm	1000	1000
Angle de rotation par marche rotation per step	°	26	22
Angle de rotation marche palière rotation of the platform	°	50	50
Diamètre du mât central spindle diameter	mm	108	108
Épaisseur de marche tread thickness	mm	35	35
Diamètre des balustres railing rod diameter	mm	22	22
Diamètre de la main courante handrail diameter	mm	40	40

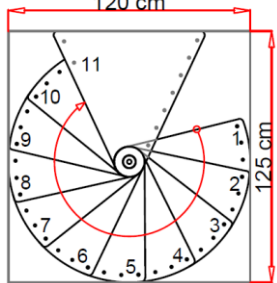
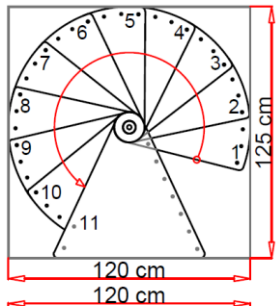


Marches steps	Hêtre verni beech lacquered
Main courante handrail	PVC gris, noir ou blanc PVC grey, black or white
Mât central spindle tube	Acier enduit de poudre en gris, noir ou blanc Steel powdercoated in grey, black or white
Balustres / colonnettes railing rods	Acier enduit de poudre en gris, noir ou blanc Steel powdercoated in grey, black or white

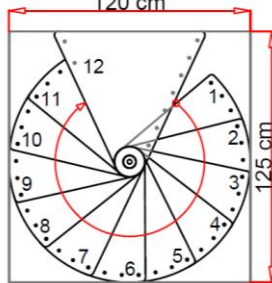
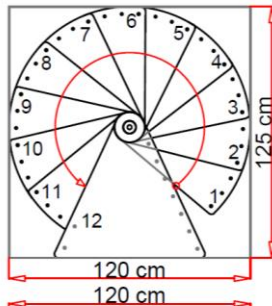
Variantes de montage / Assembling options

Berlin 120 cm

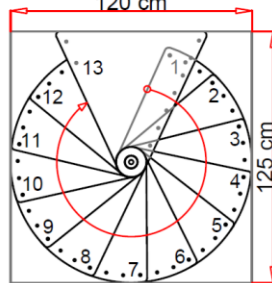
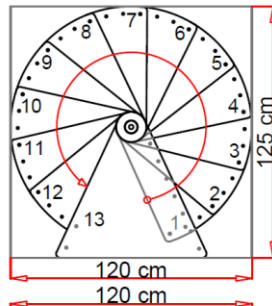
11 marches (Standard-1)
11 steps (standard-1)



12 marches (Standard)
12 steps (standard)

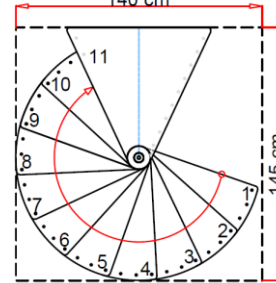
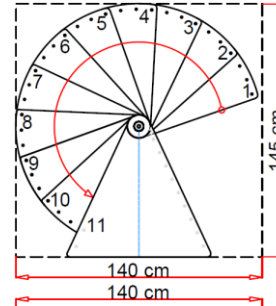


13 marches (Standard+1 Höhererw.)
13 steps (standard+1 height extension)

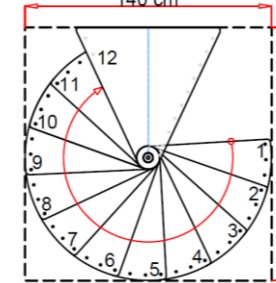
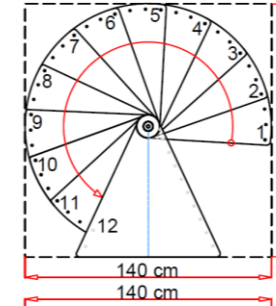


Berlin 140 cm

11 marches (Standard-1)
11 steps (standard-1)



12 marches (Standard)
12 steps (standard)



13 marches (Standard+1 Höhererw.)
13 steps (standard+1 height extension)

